



S I D I N G

THE HOMEOWNER'S HONEST GUIDE TO REPLACING SIDING

By Southwest Exteriors

GREETINGS!

Melissa Martin, Chief Operating Officer



At Southwest Exteriors, we believe inviting a company into your home should feel like a confident decision, not a stressful one. That's why we focus on listening first, guiding you clearly, and making sure the work is done the right way.

We created this guide to answer the most common questions homeowners have about replacing their siding, from when it makes sense to replace, to how to compare options and understand pricing.

Our goal is to give you the clarity you need to make the best decision for your home.

Table of Contents

- 01** When Should You Replace vs Repair?
- 02** What Actually Impacts Pricing?
- 03** Design Options & Inspiration Gallery
- 05** How to Compare Siding Materials
- 06** Questions Every Homeowner Should Ask Every Contractor
- 07** Why we trust James Hardie
- 08** Contractor Red Flags & Best Practices
- 09** Warranty



Do You Need Replacement or Repair?

WHEN TO REPLACE

- Warping
- Hail damage
- Wood rot
- Cracking
- Moisture behind panels
- Fading / UV damage
- Termite damage

WHEN TO REPAIR

- Minor cracking in a few boards
- A loose or missing panel
- Small, localized damage
- Fading without structural damage
- Damaged caulking or seams
- One small section of moisture exposure

Honest advice: Small issues can be repaired, widespread damage usually means replacement.

What Actually Impacts Pricing?



1

Size of the Home

More square footage = higher total cost

Siding is measured in “squares” (100 sq ft), so even small increases can impact overall price.

2

Siding Material

The material your siding is made out of has the **LARGEST** impact on price

Fiber cement costs more upfront but is built to handle extreme heat, humidity, and pests.

3

Removal & Wall Condition

Rot, water damage, or improper previous installs can increase costs — but skipping repairs leads to premature failure.

4

Trim, Soffit & Fascia

These components are essential for protecting your home and finishing the look, but can make up a significant portion of the total cost.

5

Home Design Complexity

Two-story homes, gables, and unique architecture require more time, cuts, and setup.

6

Installation Quality

Poor installation is the #1 cause of siding failure—and a major reason quotes vary so much.

Starting Prices

\$2,500+ per square

2025 pricing

What is a square?

2

1 square = 100 ft

Design Options

CHOOSE YOUR SIDING STYLE



Lap Siding



Vertical Siding



Stucco Textured



Board and
Batten




Straight Edge
Shingles




Staggered
Edge Shingles

CHOOSE YOUR COLOR PALETTE


1,000 + Color options!




Pure
White




Alabaster




Agreeable
Gray




Light French
Gray




Evergreen
Fog




Universal
Khaki




Garden
Gate



Cyberspace



Iron Ore



Foggy
Day



HOW TO COMPARE SIDING MATERIAL



VINYL

PVC-based plastic siding known for affordability and simplicity.

Pros:

- Lowest upfront cost
- Very low maintenance (no painting needed)
- Quick and easy installation
- Available in many colors/styles

Cons:

- Can warp, crack, or melt in extreme weather
- Less durable than other options
- Lower-end appearance (less realistic)

Best for:
Homeowners focused on budget and simplicity



FIBER CEMENT

Made from cement, sand, and cellulose fibers for maximum strength and performance.


Pros:

- Extremely durable (50+ years)
- Resists fire, pests, and extreme weather
- Won't rot, warp, or crack
- Low maintenance (repaint every 10–15 years)
- Realistic wood-look without upkeep

Cons:

- Higher upfront investment
- Requires professional installation

Best for:
Homeowners who want long-term value, durability, and premium curb appeal



WOOD

Natural wood (like cedar or pine) offering authentic texture and character.

Pros:

- Unmatched natural beauty
- Adds warmth and character
- Highly customizable styles

Cons:

- High maintenance (paint/stain regularly)
- Prone to rot, pests, and moisture damage
- Higher lifetime cost

Best for:
Homeowners who prioritize appearance over maintenance

WHY JAMES HARDIE?



What is James Hardie?

James Hardie siding is made from **fiber cement**, which stands out for exceptional beauty, durability, and the ability to convincingly mimic the natural look of wood, without the maintenance.

Why is James Hardie?

- Withstand Texas Weather
- High Longevity
- Beautiful Design Options
- Environmentally Friendly

What is Fiber Cement made of?



Water



Sand



Cellulose fibers



Cement

How long does James Hardie siding last?

Up to 50 years!





QUESTIONS YOU SHOULD ASK EVERY CONTRACTOR

Replacing your siding isn't just about selecting a high-quality product; it's about choosing the right contractor to install it.

The truth is, even the best siding can fail if it's installed poorly, backed by unclear warranties, or handled by a company that cuts corners. Yet most homeowners don't realize this until it's too late.

This checklist is designed to help you evaluate both: the quality of the siding you're investing in and the company you're trusting to install it—so you can avoid costly mistakes and move forward with complete confidence.

- Are you licensed and insured?
- Are lead-safe practices followed in older homes?
- What warranty is included? Is labor included?
- Are you a Certified James Hardie Installer?
- Who handles service after install?
- Are permits required?
- What is the project timeline?
- What happens if mold is discovered during the install?
- Are your installers employees or subcontractors?

Contractor Red Flags



Pricing & Sales Tactics:

- Prices that are dramatically lower than competitors
- "Today-only" offers or expiring discounts



Lack of Transparency

- Unclear or complicated warranty terms
- No clear breakdown of scope of work



Company Credibility Issues

- No local references or verified reviews
- Inconsistent reputation or limited history



Installation & Project Risks

- No clear installation process explained
- No permit discussion



Installation Best Practices



Pressure-Free Buying Process

- Transparent pricing that doesn't change overnight
- Time to make a decision without pressure



A Company You Can Trust

- Proven track record and local references
- Clear communication and accountability



Professional Installation Standards

- Jobsite protection & cleanup
- Quality Products



Full Transparency

- Clear scope of work
- Simple, understandable warranties

Our Warranty

At Southwest Exteriors, we stand behind the quality of our work and the materials we use. We understand that peace of mind is crucial when investing in home improvement projects. That's why we've compiled answers to the most frequently asked questions about our warranties.



Lifetime Extended Warranty After Manufacturer Coverage Ends	✓	✓	Fully Transferable to the Next Owner
Lifetime Labor Coverage	✓	✓	Easy Warranty Request Process
No Cost Re-caulking for 20 year	✓	✓	Accidental Glass Breakage Coverage
Foundation/Settling Adjustments Covered for 10 Years	✓	✓	Lifetime Hardware Coverage

Check out our 1,200+ 5-star Reviews!



Jennifer Cavazos
Local Guide · 10 reviews · 5 photos
★★★★★ a year ago

I am extremely pleased with the job that Southwest Exteriors did for me and my home. Frank and Bo were exceptionally kind, attentive, and professional in everything they did. My new siding and paint are beautiful, and I would recommend Southwest Exteriors to anyone.

Valerie Slade
2 reviews
★★★★★ a year ago

Southwest had every step covered with our replacement siding project. Very professional crews, they did what they said they were going to do. I especially like the color specialist who helped us pick out the perfect color of paint for our house. I will use Southwest Exteriors again for future projects.

Timothy Schroeder
Local Guide · 18 reviews · 1 photo
★★★★★ Edited 6 months ago

I recently chose Southwest Exteriors to replace the siding on my house with Hardie Board, and I couldn't be happier with the results. The quality of their work is truly exceptional—my house looks absolutely fantastic, and the craftsmanship is top-tier.

Beyond the beautiful final product, the entire process was seamless. The team was incredibly timely, sticking exactly to the schedule they provided. They were also remarkably professional and focused on cleanliness, ensuring the job site was neat and tidy at the end of every day.

I highly recommend Southwest Exteriors for their professionalism, quality of work, and outstanding customer service.

READY TO UPGRADE YOUR SIDING?

(210) 828-5255

www.southwestexteriors.com



**Southwest
Exteriors™**